

Infinite Campus Parent/Student Portal Optional Payments (Yearbook)

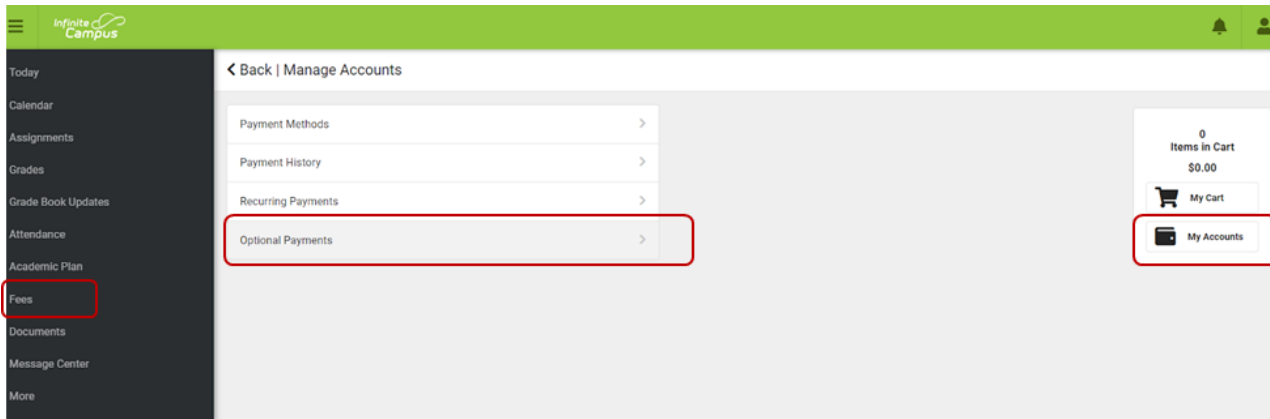
Infinite Campus Parent/Student Portal will be set up to offer Yearbook as an Optional Payment.

Select and Pay Optional Payment

1. Login to Parent/Student Portal.
2. Click Fees and Select My Accounts
3. Click Optional Payments.
4. Click Add to Cart next to the fee you want to pay. (i.e. Yearbook)
5. Click My Cart.
6. Select Payment Method and enter Email Address for Receipt (optional).
7. Click Submit Payment.

Parent/Student Portal - Select Optional Payment

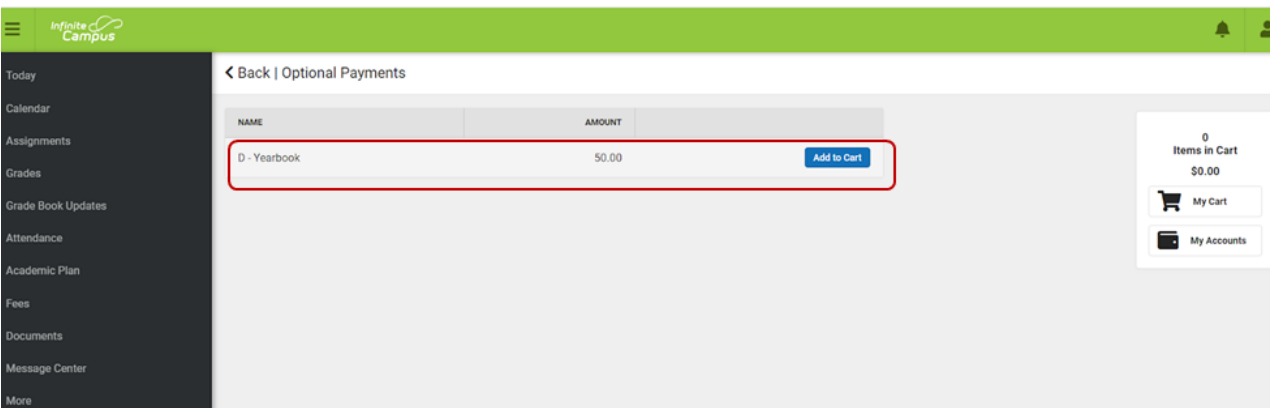
Portal Menu: Click Fees; Select My Accounts; Click Optional Payments:



Parent/Student Portal - Add to Cart

Portal: Add to Cart next to the fee you want to pay (i.e. Yearbook)

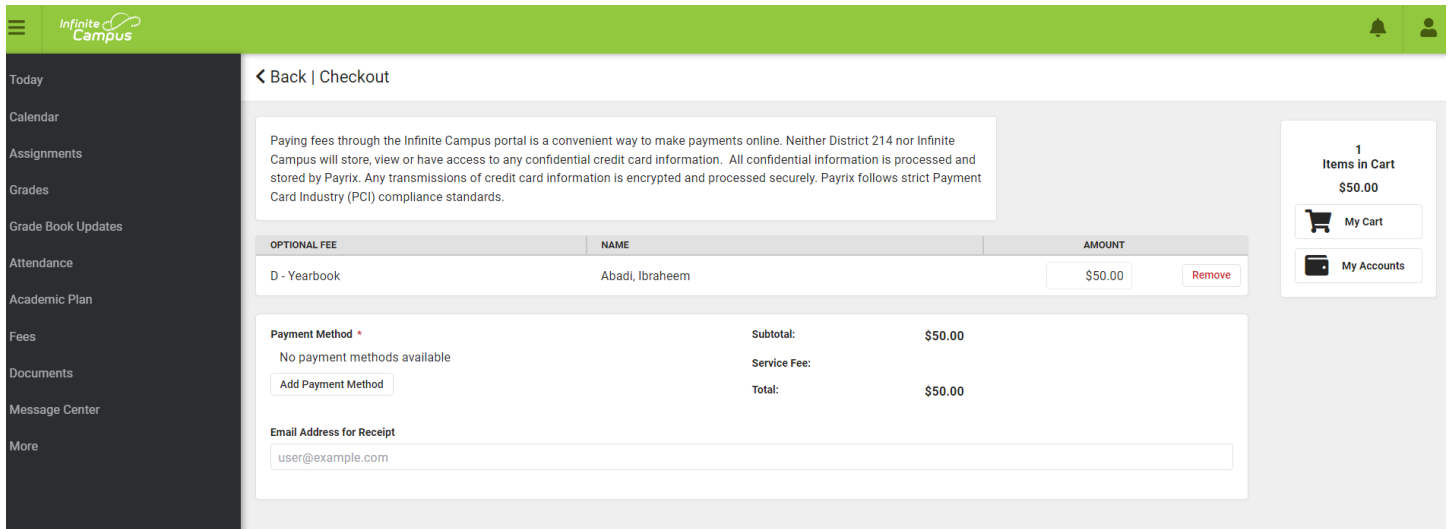
Fee will be Added to your Cart:



Parent/Student Portal - Pay Optional Payment

Portal: MyCart Checkout - If you would like to Remove Optional Payment, Click Remove Button.

Portal: MyCart Checkout - Add Payment Method and Email Address (optional).



← Back | Checkout

Paying fees through the Infinite Campus portal is a convenient way to make payments online. Neither District 214 nor Infinite Campus will store, view or have access to any confidential credit card information. All confidential information is processed and stored by Payrix. Any transmissions of credit card information is encrypted and processed securely. Payrix follows strict Payment Card Industry (PCI) compliance standards.

OPTIONAL FEE	NAME	AMOUNT
D - Yearbook	Abadi, Ibraheem	\$50.00 Remove

Payment Method *
No payment methods available
[Add Payment Method](#)

Subtotal: \$50.00
Service Fee:
Total: \$50.00

Email Address for Receipt
user@example.com

1 Items in Cart \$50.00
[My Cart](#)
[My Accounts](#)

Click [Submit Payment](#) .

A confirmation message displays. Click OK.

Click Print to Print a receipt.