

ILLINOIS STATE BOARD OF EDUCATION
School Business Services Division

School District
 Joint Agreement

Accounting Basis:

Cash
 Accrual

SCHOOL DISTRICT/JOINT AGREEMENT BUDGET FORM *
July 1, 2020 - June 30, 2021

Balanced budget, no deficit reduction plan is required.

Date of Amended Budget: _____
(MM/DD/YY)

District Name: Township High School District 214
District RCDT No: 05-016-2140-17

If your FY20 AFR states that you need to do a deficit reduction plan and your FY21 budget is balanced please state the measures you took to have your budget become balanced. (Bckgrnd-Assumpt 25-26)

Budget of Township High School District 214, County of Cook, State of Illinois, for the Fiscal Year beginning July 1, 2020 and ending June 30, 2021.

WHEREAS the Board of Education of Township High School District 214, County of COOK, State of Illinois, caused to be prepared in tentative form a budget, and the Secretary of this Board has made the same conveniently available to public inspection for at least thirty days prior to final action thereon;

AND WHEREAS a public hearing was held as to such budget on the 13th day of August, 20 20, notice of said hearing was given at least thirty days prior thereto as required by law, and all other legal requirements have been complied with;


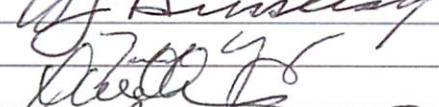


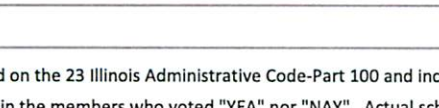
NOW, THEREFORE, Be it resolved by the Board of Education of said district as follows:

Section 1: That the fiscal year of this school district be and the same hereby is fixed and declared to be beginning July 1, 2020 and ending June 30, 2021.

Section 2: That the following budget containing an estimate of amounts available in each Fund, separately, and expenditures from each be and the same is hereby adopted as the budget of this school district for said fiscal year.

ADOPTION OF BUDGET

The budget shall be approved and signed below by members of the School Board. Adopted this 13th day of August, 20 20 by a roll call vote of _____ Yeas, and _____ Nays, to wit:

** MEMBERS VOTING YEA:	** MEMBERS VOTING NAY:
	
	
	
	
	

* Based on the 23 Illinois Administrative Code-Part 100 and inconformity with Section 17-1 of the School Code.
** Type in the members who voted "YEA" nor "NAY". Actual school board member signatures are not required for electronic submission.
(1) A certified copy of this document must be filed with the county clerk within 30 days of adoption as required by Section 18-50 of the Property Tax Code (35 ILCS 200/18-50).
(2) Districts are required to submit the adopted/amended budget electronically to ISBE within 30 days of adoption or by October 30, whichever comes first. Budgets are submitted to School Finance Report (SFR): <https://sec1.isbe.net/attachmgr/default.aspx>
The electronic version does not require member signatures, we do not accept PDF copies.

ILLINOIS STATE BOARD OF EDUCATION

School Business Services Division

School District
 Joint Agreement

SCHOOL DISTRICT/JOINT AGREEMENT BUDGET FORM *
July 1, 2020 - June 30, 2021

Accounting Basis:

Cash
 Accrual

Balanced budget, no deficit reduction plan is required.

Date of Amended Budget: (MM/DD/YY)

District Name: Township High School District 214

District RCDT No: 05-016-2140-17

If your FY20 AFR states that you need to do a deficit reduction plan and your FY21 budget is balanced please state the measures you took to have your budget become balanced. (Bckgrnd-Assumpt 25-26)

Budget of Township High School District 214, County of Cook, State of Illinois, for the Fiscal Year beginning July 1, 2020 and ending June 30, 2021.

WHEREAS the Board of Education of Township High School District 214, County of Cook, State of Illinois, caused to be prepared in tentative form a budget, and the Secretary of this Board has made the same conveniently available to public inspection for at least thirty days prior to final action thereon; AND WHEREAS a public hearing was held as to such budget on the 13th day of August, 2020, notice of said hearing was given at least thirty days prior thereto as required by law, and all other legal requirements have been complied with;

NOW, THEREFORE, Be it resolved by the Board of Education of said district as follows:

Section 1: That the fiscal year of this school district be and the same hereby is fixed and declared to be beginning July 1, 2020 and ending June 30, 2021.

Section 2: That the following budget containing an estimate of amounts available in each Fund, separately, and expenditures from each be and the same is hereby adopted as the budget of this school district for said fiscal year.

ADOPTION OF BUDGET

The budget shall be approved and signed below by members of the School Board. Adopted this 13th day of August, 2020 by a roll call vote of Years, and Nays, to wit:

Table with 2 columns: ** MEMBERS VOTING YEA: and ** MEMBERS VOTING NAY:.

* Based on the 23 Illinois Administrative Code-Part 100 and inconformity with Section 17-1 of the School Code.

** Type in the members who voted "YEA" nor "NAY". Actual school board member signatures are not required for electronic submission.

(1) A certified copy of this document must be filed with the county clerk within 30 days of adoption as required by Section 18-50 of the Property Tax Code (35 ILCS 200/18-50).

(2) Districts are required to submit the adopted/amended budget electronically to ISBE within 30 days of adoption or by October 30, whichever comes first. Budgets are submitted to School Finance Report (SFR): https://sec1.isbe.net/attachmgr/default.aspx

The electronic version does not require member signatures, we do not accept PDF copies.

<i>Begin entering data on EstRev 5-10 and EstExp 11-17 tabs.</i>		(10)	(20)	(30)	(40)	(50)	(60)	(70)	(80)	(90)
Description: Enter Whole Numbers Only		Educational	Operations & Maintenance	Debt Service	Transportation	Municipal Retirement/ Social Security	Capital Projects	Working Cash	Tort	Fire Prevention & Safety
ESTIMATED BEGINNING FUND BALANCE July 1, 2020¹ (without Student Activity Funds)		85,313,942	25,942,142	1,392,499	17,082,202	9,914,697	22,604,483	18,206,026	0	0
RECEIPTS/REVENUES (without Student Activity Funds)										
LOCAL SOURCES	1000	189,502,875	30,900,000	3,400,000	9,600,000	8,500,000	2,700,000	1,800,000	0	0
FLOW-THROUGH RECEIPTS/REVENUES FROM ONE DISTRICT TO ANOTHER DISTRICT	2000									
STATE SOURCES	3000	12,321,654	0	0	5,000,000	0	0	0	0	0
FEDERAL SOURCES	4000	6,275,471	0	0	0	0	0	0	0	0
Total Direct Receipts/Revenues⁸		208,100,000	30,900,000	3,400,000	14,600,000	8,500,000	2,700,000	1,800,000	0	0
Receipts/Revenues for "On Behalf" Payments ²	3998									
Total Receipts/Revenues		208,100,000	30,900,000	3,400,000	14,600,000	8,500,000	2,700,000	1,800,000	0	0
DISBURSEMENTS/EXPENDITURES (without Student Activity Funds)										
INSTRUCTION	1000	143,179,965				3,654,574			0	
SUPPORT SERVICES	2000	62,628,205	25,306,000		15,000,000	4,743,477	20,000,000		0	0
COMMUNITY SERVICES	3000	195,256	94,000		0	26,949			0	
PAYMENTS TO OTHER DISTRICTS & GOVT UNITS	4000	3,896,574	0	0	0	0	0		0	0
DEBT SERVICES	5000	0	0	3,400,000	0	0			0	0
PROVISION FOR CONTINGENCIES	6000	0	0	0	0	0	0		0	0
Total Direct Disbursements/Expenditures⁹		209,900,000	25,400,000	3,400,000	15,000,000	8,425,000	20,000,000		0	0
Disbursements/Expenditures for "On Behalf" Payments ²	4180	0	0	0	0	0	0		0	0
Total Disbursements/Expenditures		209,900,000	25,400,000	3,400,000	15,000,000	8,425,000	20,000,000		0	0
Excess of Direct Receipts/Revenues Over (Under) Direct Disbursements/Expenditures		(1,800,000)	5,500,000	0	(400,000)	75,000	(17,300,000)	1,800,000	0	0
OTHER SOURCES/USES OF FUNDS										
OTHER SOURCES OF FUNDS (7000)										
PERMANENT TRANSFER FROM VARIOUS FUNDS										
Abolishment the Working Cash Fund ¹⁶	7110									
Abatement of the Working Cash Fund ¹⁶	7110									
Transfer of Working Cash Fund Interest	7120									
Transfer Among Funds	7130									
Transfer of Interest	7140									
Transfer from Capital Projects Fund to O&M Fund	7150		0							
Transfer of Excess Fire Prev & Safety Tax & Interest ³ Proceeds to O&M Fund	7160		0							
Transfer of Excess Accumulated Fire Prev & Safety Bond and Int ^{3a} Proceeds to Debt Service Fund	7170			0						
SALE OF BONDS (7200)										
Principal on Bonds Sold ⁴	7210									
Premium on Bonds Sold	7220									
Accrued Interest on Bonds Sold	7230									
Sale or Compensation for Fixed Assets ⁵	7300									
Transfer to Debt Service to Pay Principal on Capital Leases	7400			0						
Transfer to Debt Service Fund to Pay Interest on Capital Leases	7500			0						
Transfer to Debt Service Fund to Pay Principal on Revenue Bonds	7600			0						
Transfer to Debt Service Fund to Pay Interest on Revenue Bonds	7700			0						
Transfer to Capital Projects Fund	7800						5,100,000			
ISBE Loan Proceeds	7900									
Other Sources Not Classified Elsewhere	7990									
Total Other Sources of Funds⁸		0	0	0	0	0	5,100,000	0	0	0

<i>Begin entering data on EstRev 5-10 and EstExp 11-17 tabs.</i>		(10)	(20)	(30)	(40)	(50)	(60)	(70)	(80)	(90)
Description: Enter Whole Numbers Only		Educational	Operations & Maintenance	Debt Service	Transportation	Municipal Retirement/ Social Security	Capital Projects	Working Cash	Tort	Fire Prevention & Safety
OTHER USES OF FUNDS (8000)										
TRANSFER TO VARIOUS OTHER FUNDS (8100)										
Abolishment or Abatement of the Working Cash Fund ¹⁶	8110							0		
Transfer of Working Cash Fund Interest	8120							0		
Transfer Among Funds	8130									
Transfer of Interest ⁵	8140									
Transfer from Capital Projects Fund to O&M Fund	8150									
Transfer of Excess Fire Prev & Safety Tax & Interest ³ Proceeds to O&M Fund	8160									
Transfer of Excess Accumulated Fire Prev & Safety Bond ^{3a} and Int Proceeds to Debt Service Fund	8170									
Taxes Pledged to Pay Principal on Capital Leases	8410									
Grants/Reimbursements Pledged to Pay Principal on Capital Leases	8420									
Other Revenues Pledged to Pay Principal on Capital Leases	8430									
Fund Balance Transfers Pledged to Pay Principal on Capital Leases	8440									
Taxes Pledged to Pay Interest on Capital Leases	8510									
Grants/Reimbursements Pledged to Pay Interest on Capital Leases	8520									
Other Revenues Pledged to Pay Interest on Capital Leases	8530									
Fund Balance Transfers Pledged to Pay Interest on Capital Leases	8540									
Taxes Pledged to Pay Principal on Revenue Bonds	8610									
Grants/Reimbursements Pledged to Pay Principal on Revenue Bonds	8620									
Other Revenues Pledged to Pay Principal on Revenue Bonds	8630									
Fund Balance Transfers Pledged to Pay Principal on Revenue Bonds	8640									
Taxes Pledged to Pay Interest on Revenue Bonds	8710									
Grants/Reimbursements Pledged to Pay Interest on Revenue Bonds	8720									
Other Revenues Pledged to Pay Interest on Revenue Bonds	8730									
Fund Balance Transfers Pledged to Pay Interest on Revenue Bonds	8740									
Taxes Transferred to Pay for Capital Projects	8810									
Grants/Reimbursements Pledged to Pay for Capital Projects	8820									
Other Revenues Pledged to Pay for Capital Projects	8830									
Fund Balance Transfers Pledged to Pay for Capital Projects	8840		5,100,000							
Transfer to Debt Service Fund to Pay Principal on ISBE Loans	8910									
Other Uses Not Classified Elsewhere	8990									
Total Other Uses of Funds ⁹		0	5,100,000	0	0	0	0	0	0	0
Total Other Sources/Uses of Fund		0	(5,100,000)	0	0	0	5,100,000	0	0	0
ESTIMATED ENDING FUND BALANCE June 30, 2021 (Without Student Activity Funds)		83,513,942	26,342,142	1,392,499	16,682,202	9,989,697	10,404,483	20,006,026	0	0
Student Activity ESTIMATED BEGINNING FUND BALANCE July 1, 2020 Fund 11		3,219,606								
RECEIPTS/REVENUES (For Student Activity Funds)										
Total Student Activity Direct Receipts/Revenues (Local Sources)	1799	1,000,000								
DISBURSEMENTS/EXPENDITURES (For Student Activity Funds)										
Total Student Activity Direct Disbursements/Expenditures	1999	1,000,000								
Excess of Direct Receipts/Revenues Over (Under) Direct Disbursements/Expenditures		0								
Student Activity ESTIMATED ENDING FUND BALANCE June 30, 2021		3,219,606								
Total ESTIMATED BEGINNING FUND BALANCE July 1, 2020 (All Sources Including Student Activity Funds)		88,533,548	25,942,142	1,392,499	17,082,202	9,914,697	22,604,483	18,206,026	0	0
RECEIPTS/REVENUES (All Sources with Student Activity Funds)										
LOCAL SOURCES	1000	190,502,875	30,900,000	3,400,000	9,600,000	8,500,000	2,700,000	1,800,000	0	0
FLOW-THROUGH RECEIPTS/REVENUES FROM ONE DISTRICT TO ANOTHER DISTRICT	2000	0	0	0	0	0	0	0	0	0
STATE SOURCES	3000	12,321,654	0	0	5,000,000	0	0	0	0	0
FEDERAL SOURCES	4000	6,275,471	0	0	0	0	0	0	0	0
Total Direct Receipts/Revenues ⁸		209,100,000	30,900,000	3,400,000	14,600,000	8,500,000	2,700,000	1,800,000	0	0
Receipts/Revenues for "On Behalf" Payments ²	3998	0	0	0	0	0	0	0	0	0
Total Receipts/Revenues		209,100,000	30,900,000	3,400,000	14,600,000	8,500,000	2,700,000	1,800,000	0	0

<i>Begin entering data on EstRev 5-10 and EstExp 11-17 tabs.</i>		(10)	(20)	(30)	(40)	(50)	(60)	(70)	(80)	(90)	
Description: Enter Whole Numbers Only		Acct #	Educational	Operations & Maintenance	Debt Service	Transportation	Municipal Retirement/ Social Security	Capital Projects	Working Cash	Tort	Fire Prevention & Safety
DISBURSEMENTS/EXPENDITURES (All Sources with Student Activity Funds)											
INSTRUCTION	1000	144,179,965					3,654,574			0	
SUPPORT SERVICES	2000	62,628,205	25,306,000			15,000,000	4,743,477	20,000,000		0	0
COMMUNITY SERVICES	3000	195,256	94,000			0	26,949			0	
PAYMENTS TO OTHER DISTRICTS & GOVT UNITS	4000	3,896,574	0	0	0	0	0	0		0	0
DEBT SERVICES	5000	0	0	3,400,000	0	0	0			0	0
PROVISION FOR CONTINGENCIES	6000	0	0	0	0	0	0	0		0	0
Total Direct Disbursements/Expenditures ⁹		210,900,000	25,400,000	3,400,000	15,000,000	8,425,000	20,000,000			0	0
Disbursements/Expenditures for "On Behalf" Payments ²	4180	0	0	0	0	0	0			0	0
Total Disbursements/Expenditures		210,900,000	25,400,000	3,400,000	15,000,000	8,425,000	20,000,000			0	0
Excess of Direct Receipts/Revenues Over (Under) Direct Disbursements/Expenditures		(1,800,000)	5,500,000	0	(400,000)	75,000	(17,300,000)	1,800,000		0	0
OTHER SOURCES/USES OF FUNDS											
OTHER SOURCES OF FUNDS (7000)											
Total Other Sources of Funds ⁸		0	0	0	0	0	5,100,000	0	0	0	0
OTHER USES OF FUNDS (8000)											
Total Other Uses of Funds ⁹		0	5,100,000	0	0	0	0	0	0	0	0
Total Other Sources/Uses of Fund		0	(5,100,000)	0	0	0	5,100,000	0	0	0	0
ESTIMATED ENDING FUND BALANCE June 30, 2021 (All Sources With student Activity Funds)		86,733,548	26,342,142	1,392,499	16,682,202	9,989,697	10,404,483	20,006,026		0	0

SUMMARY OF EXPENDITURES Without Student Activity Funds (by Major Object)											
Description	Acct #	(10)	(20)	(30)	(40)	(50)	(60)	(70)	(80)	(90)	Total By Object
		Educational	Operations & Maintenance	Debt Service	Transportation	Municipal Retirement/ Social Security	Capital Projects	Working Cash	Tort	Fire Prevention & Safety	
Object Name											
Salaries	100	149,299,770	10,970,888		142,188		0		0	0	160,412,846
Employee Benefits	200	29,300,511	2,748,212		48,979	8,425,000	0		0	0	40,522,702
Purchased Services	300	11,849,802	3,086,250	0	13,952,533		0		0	0	28,888,585
Supplies & Materials	400	9,819,065	5,563,650		556,000		0		0	0	15,938,715
Capital Outlay	500	398,210	2,628,500		300,000		20,000,000		0	0	23,326,710
Other Objects	600	7,677,012	57,500	3,400,000	300	0	0		0	0	11,134,812
Non-Capitalized Equipment	700	1,555,630	345,000		0		0		0	0	1,900,630
Termination Benefits	800	0	0		0				0		0
Total Expenditures		209,900,000	25,400,000	3,400,000	15,000,000	8,425,000	20,000,000		0	0	282,125,000

Description: Enter Whole Numbers Only	Acct #	(10) Educational	(20) Operations & Maintenance	(30) Debt Service	(40) Transportation	(50) Municipal Retirement/ Social Security	(60) Capital Projects	(70) Working Cash	(80) Tort	(90) Fire Prevention & Safety
BEGINNING CASH BALANCE ON HAND July 1, 2020 ⁷ (Without Student Activity Funds)		85,313,942	25,942,142	1,392,499	17,082,202	9,914,697	22,604,483	18,206,026	0	0
Total Direct Receipts & Other Sources ⁸		208,100,000	30,900,000	3,400,000	14,600,000	8,500,000	7,800,000	1,800,000	0	0
OTHER RECEIPTS										
Interfund Loans Payable (Loans from Other Funds)	411									
Interfund Loans Receivable (Repayment of Loans)	141									
Notes and Warrants Payable	433									
Other Current Assets	199									
Total Other Receipts		0	0	0	0	0	0	0	0	0
Total Direct Receipts, Other Sources, & Other Receipts		208,100,000	30,900,000	3,400,000	14,600,000	8,500,000	7,800,000	1,800,000	0	0
Total Amount Available		293,413,942	56,842,142	4,792,499	31,682,202	18,414,697	30,404,483	20,006,026	0	0
Total Direct Disbursements & Other Uses ⁹		209,900,000	30,500,000	3,400,000	15,000,000	8,425,000	20,000,000	0	0	0
OTHER DISBURSEMENTS										
Interfund Loans Receivable (Loans to Other Funds) ¹⁰	141									
Interfund Loans Payable (Repayment of Loans)	411									
Notes and Warrants Payable	433									
Other Current Liabilities	499									
Total Other Disbursements		0	0	0	0	0	0	0	0	0
Total Direct Disbursements, Other Uses, & Other Disbursements		209,900,000	30,500,000	3,400,000	15,000,000	8,425,000	20,000,000	0	0	0
ENDING CASH BALANCE ON HAND June 30, 2021 ⁷ (Without Student Activity Funds)		83,513,942	26,342,142	1,392,499	16,682,202	9,989,697	10,404,483	20,006,026	0	0
Activity Funds BEGINNING CASH BALANCE ON HAND July 1, 2020 ⁷		3,219,606								
Total Direct Receipts & Other Sources ⁸		1,000,000								
Total Amount Available		4,219,606								
Total Direct Disbursements & Other Uses ⁹		1,000,000								
Activity funds ENDING CASH BALANCE ON HAND June 30, 2021 ⁷		3,219,606								
Total BEGINNING CASH BALANCE ON HAND July 1, 2020 ⁷ (With Student Activity Funds)		88,533,548	25,942,142	1,392,499	17,082,202	9,914,697	22,604,483	18,206,026	0	0
Total Direct Receipts & Other Sources ⁸		209,100,000	30,900,000	3,400,000	14,600,000	8,500,000	7,800,000	1,800,000	0	0
Total Other Receipts		0	0	0	0	0	0	0	0	0
Total Direct Receipts, Other Sources, & Other Receipts		209,100,000	30,900,000	3,400,000	14,600,000	8,500,000	7,800,000	1,800,000	0	0
Total Amount Available		297,633,548	56,842,142	4,792,499	31,682,202	18,414,697	30,404,483	20,006,026	0	0
Total Direct Disbursements & Other Uses ⁹		210,900,000	30,500,000	3,400,000	15,000,000	8,425,000	20,000,000	0	0	0
Total Other Disbursements		0	0	0	0	0	0	0	0	0
Total Direct Disbursements, Other Uses, & Other Disbursements		210,900,000	30,500,000	3,400,000	15,000,000	8,425,000	20,000,000	0	0	0
Total ENDING CASH BALANCE ON HAND June 30, 2021 ⁷ (With Student Activity Funds)		86,733,548	26,342,142	1,392,499	16,682,202	9,989,697	10,404,483	20,006,026	0	0

Description: Enter Whole Numbers Only	Acct #	(10) Educational	(20) Operations & Maintenance	(30) Debt Service	(40) Transportation	(50) Municipal Retirement/ Social Security	(60) Capital Projects	(70) Working Cash	(80) Tort	(90) Fire Prevention & Safety
RECEIPTS/REVENUES FROM LOCAL SOURCES (1000)										
AD VALOREM TAXES LEVIED BY LOCAL EDUCATION AGENCY										
Designated Purposes Levies ¹¹ (1110-1120)	-	173,000,000	29,900,000	3,390,000	9,500,000	8,000,000	2,550,000	1,700,000		
Leasing Purposes Levy ¹²	1130									
Special Education Purposes Levy	1140	1,500,000								
FICA and Medicare Only Levies	1150									
Area Vocational Construction Purposes Levy	1160									
Summer School Purposes Levy	1170									
Other Tax Levies (Describe & Itemize)	1190									
Total Ad Valorem Taxes Levied by District		174,500,000	29,900,000	3,390,000	9,500,000	8,000,000	2,550,000	1,700,000	0	0
PAYMENTS IN LIEU OF TAXES										
Mobile Home Privilege Tax	1210									
Payments from Local Housing Authority	1220									
Corporate Personal Property Replacement Taxes ¹³	1230	2,000,000				450,000				
Other Payments in Lieu of Taxes (Describe & Itemize)	1290									
Total Payments in Lieu of Taxes		2,000,000	0	0	0	450,000	0	0	0	0
TUITION										
Regular Tuition from Pupils or Parents (In State)	1311									
Regular Tuition from Other Districts (In State)	1312									
Regular Tuition from Other Sources (In State)	1313									
Regular Tuition from Other Sources (Out of State)	1314									
Summer School Tuition from Pupils or Parents (In State)	1321	198,000								
Summer School Tuition from Other Districts (In State)	1322									
Summer School Tuition from Other Sources (In State)	1323									
Summer School Tuition from Other Sources (Out of State)	1324									
CTE Tuition from Pupils or Parents (In State)	1331									
CTE Tuition from Other Districts (In State)	1332									
CTE Tuition from Other Sources (In State)	1333									
CTE Tuition from Other Sources (Out of State)	1334									
Special Education Tuition from Pupils or Parents (In State)	1341									
Special Education Tuition from Other Districts (In State)	1342									
Special Education Tuition from Other Sources (In State)	1343	20,000								
Special Education Tuition from Other Sources (Out of State)	1344									
Adult Tuition from Pupils or Parents (In State)	1351	1,107,250								
Adult Tuition from Other Districts (In State)	1352									
Adult Tuition from Other Sources (In State)	1353									
Adult Tuition from Other Sources (Out of State)	1354									
Total Tuition		1,325,250								
TRANSPORTATION FEES										
Regular Transportation Fees from Pupils or Parents (In State)	1411									
Regular Transportation Fees from Other Districts (In State)	1412									
Regular Transportation Fees from Other Sources (In State)	1413									
Regular Transportation Fees from Co-curricular Activities (In State)	1415									
Regular Transportation Fees from Other Sources (Out of State)	1416									
Summer School Transportation Fees from Pupils or Parents (In State)	1421									
Summer School Transportation Fees from Other Districts (In State)	1422									
Summer School Transportation Fees from Other Sources (In State)	1423									
Summer School Transportation Fees from Other Sources (Out of State)	1424									
CTE Transportation Fees from Pupils or Parents (In State)	1431									
CTE Transportation Fees from Other Districts (In State)	1432									
CTE Transportation Fees from Other Sources (In State)	1433									
CTE Transportation Fees from Other Sources (Out of State)	1434									
Special Education Transportation Fees from Pupils or Parents (In State)	1441									
Special Education Transportation Fees from Other Districts (In State)	1442									
Special Education Transportation Fees from Other Sources (In State)	1443									
Special Education Transportation Fees from Other Sources (Out of State)	1444									
Adult Transportation Fees from Pupils or Parents (In State)	1451									
Adult Transportation Fees from Other Districts (In State)	1452									

Description: Enter Whole Numbers Only	Acct #	(10) Educational	(20) Operations & Maintenance	(30) Debt Service	(40) Transportation	(50) Municipal Retirement/ Social Security	(60) Capital Projects	(70) Working Cash	(80) Tort	(90) Fire Prevention & Safety
Adult Transportation Fees from Other Sources (In State)	1453									
Adult Transportation Fees from Other Sources (Out of State)	1454									
Total Transportation Fees					0					
EARNINGS ON INVESTMENTS	1500									
Interest on Investments	1510	900,000	240,000	10,000	100,000	50,000	100,000	100,000		
Gain or Loss on Sale of Investments	1520									
Total Earnings on Investments		900,000	240,000	10,000	100,000	50,000	100,000	100,000	0	0
FOOD SERVICE	1600									
Sales to Pupils - Lunch	1611	1,126,500								
Sales to Pupils - Breakfast	1612	2,050								
Sales to Pupils - A la Carte	1613	1,110,000								
Sales to Pupils - Other (Describe & Itemize)	1614	808,000								
Sales to Adults	1620	30,000								
Other Food Service (Describe & Itemize)	1690	48,500								
Total Food Service		3,125,050								
DISTRICT/SCHOOL ACTIVITY INCOME	1700									
Admissions - Athletic	1711	66,900								
Admissions - Other	1719									
Fees	1720	1,107,000	100,000							
Book Store Sales	1730									
Other District/School Activity Revenue (Describe & Itemize)	1790									
Student Activity Fund Revenues	1799	1,000,000								
Total District/School Activity Income (without Student Activity Funds 1799)		1,173,900	100,000							
Total District/School Activity Income (with Student Activity Funds 1799)		2,173,900								
TEXTBOOK INCOME	1800									
Rentals - Regular Textbooks	1811	406,250								
Rentals - Summer School Textbooks	1812									
Rentals - Adult/Continuing Education Textbooks	1813	2,000								
Rentals - Other (Describe)	1819									
Sales - Regular Textbooks	1821									
Sales - Summer School Textbooks	1822									
Sales - Adult/Continuing Education Textbooks	1823	20,000								
Sales - Other (Describe & Itemize)	1829	2,375								
Other (Describe & Itemize)	1890									
Total Textbooks		430,625								
OTHER REVENUE FROM LOCAL SOURCES	1900									
Rentals	1910		625,000							
Contributions and Donations from Private Sources	1920	97,140	5,000				50,000			
Impact Fees from Municipal or County Governments	1930									
Services Provided Other Districts	1940									
Refund of Prior Years' Expenditures	1950	30,000								
Payments of Surplus Moneys from TIF Districts	1960	1,100,000								
Drivers' Education Fees	1970	56,000								
Proceeds from Vendors' Contracts	1980									
School Facility Occupation Tax Proceeds	1983									
Payment from Other Districts	1991	250,000								
Sale of Vocational Projects	1992	350,000								
Other Local Fees (Describe & Itemize)	1993	303,340								
Other Local Revenues (Describe & Itemize)	1999	3,861,570	30,000							
Total Other Revenue from Local Sources		6,048,050	660,000	0	0	0	50,000	0	0	0
Total Receipts/Revenues from Local Sources (without Student Activity Funds 1799)	1000	189,502,875	30,900,000	3,400,000	9,600,000	8,500,000	2,700,000	1,800,000	0	0
Total Receipts/Revenues from Local Sources (with Student Activity Funds 1799)		190,502,875								
FLOW-THROUGH RECEIPTS/REVENUES FROM ONE DISTRICT TO ANOTHER DISTRICT (2000)										
Flow-Through Revenue from State Sources	2100									
Flow-Through Revenue from Federal Sources	2200									

Description: Enter Whole Numbers Only	Acct #	(10) Educational	(20) Operations & Maintenance	(30) Debt Service	(40) Transportation	(50) Municipal Retirement/ Social Security	(60) Capital Projects	(70) Working Cash	(80) Tort	(90) Fire Prevention & Safety
Other Flow-Through Revenue (Describe & Itemize)	2300									
Total Flow-Through Receipts/Revenues From District to Another District	One 2000	0	0		0	0				
RECEIPTS/REVENUES FROM STATE SOURCES (3000)										
UNRESTRICTED GRANTS-IN-AID (3001-3099)										
Evidence Based Funding Formula (Section 18-8.15)	3001	10,100,000								
Reorganization Incentives (Accounts 3005-3021)	3005									
Fast Growth District Grants	3030									
Other Unrestricted Grants-In-Aid From State Sources (Describe & Itemize)	3099									
Total Unrestricted Grants-In-Aid		10,100,000	0	0	0	0	0		0	0
RESTRICTED GRANTS-IN-AID (3100-3900)										
SPECIAL EDUCATION										
Special Education - Private Facility Tuition	3100	451,000								
Special Education - Funding for Children Requiring Sp Ed Services	3105									
Special Education - Personnel	3110									
Special Education - Orphanage - Individual	3120	200,000								
Special Education - Orphanage - Summer Individual	3130									
Special Education - Summer School	3145	15,000								
Special Education - Other (Describe & Itemize)	3199									
Total Special Education		666,000	0		0					
CAREER AND TECHNICAL EDUCATION (CTE)										
CTE - Technical Education - Tech Prep	3200	200,000								
CTE - Secondary Program Improvement (CTEI)	3220									
CTE - WECEP	3225									
CTE - Agriculture Education	3235	5,000								
CTE - Instructor Practicum	3240									
CTE - Student Organizations	3270									
CTE - Other (Describe & Itemize)	3299									
Total Career and Technical Education		205,000	0			0				
BILINGUAL EDUCATION										
Bilingual Education - Downstate - TPI and TBE	3305									
Bilingual Education - Downstate - Transitional Bilingual Education	3310									
Total Bilingual Education		0				0				
State Free Lunch & Breakfast	3360									
School Breakfast Initiative	3365									
Driver Education	3370	142,500								
Adult Education (from ICCB)	3410	587,534								
Adult Education - Other (Describe & Itemize)	3499	150,234								
TRANSPORTATION										
Transportation - Regular and Vocational	3500				600,000					
Transportation - Special Education	3510				4,400,000					
Transportation - Other (Describe & Itemize)	3599									
Total Transportation		0	0		5,000,000	0				
Learning Improvement - Change Grants	3610									
Scientific Literacy	3660									
Truant Alternative/Optional Education	3695									
Early Childhood - Block Grant	3705	418,150								
Chicago General Education Block Grant	3766									
Chicago Educational Services Block Grant	3767									
School Safety & Educational Improvement Block Grant	3775									
Technology - Technology for Success	3780									
State Charter Schools	3815									
Extended Learning Opportunities - Summer Bridges	3825									
Infrastructure Improvements - Planning/Construction	3920									
School Infrastructure - Maintenance Projects	3925									

Description: Enter Whole Numbers Only	Acct #	(10) Educational	(20) Operations & Maintenance	(30) Debt Service	(40) Transportation	(50) Municipal Retirement/ Social Security	(60) Capital Projects	(70) Working Cash	(80) Tort	(90) Fire Prevention & Safety
Other Restricted Revenue from State Sources (Describe & Itemize)	3999	52,236								
Total Restricted Grants-In-Aid		2,221,654	0	0	5,000,000	0	0	0	0	0
Total Receipts/Revenues from State Sources	3000	12,321,654	0	0	5,000,000	0	0	0	0	0
RECEIPTS/REVENUES FROM FEDERAL SOURCES (4000)										
UNRESTRICTED GRANTS-IN-AID RECEIVED DIRECTLY FROM FEDERAL GOVT. (4001-4009)										
Federal Impact Aid	4001									
Other Unrestricted Grants-In-Aid Received Directly from the Federal Govt. (Describe & Itemize)	4009									
Total Unrestricted Grants-In-Aid Received Directly from Fed Govt		0	0	0	0	0	0	0	0	0
RESTRICTED GRANTS-IN-AID RECEIVED DIRECTLY FROM FEDERAL GOVT (4045-4090)										
Head Start	4045									
Construction (Impact Aid)	4050									
MAGNET	4060									
Other Restricted Grants-In-Aid Received Directly from Federal Govt. (Describe & Itemize)	4090	50,000								
Total Restricted Grants-In-Aid Received Directly from Federal Govt.		50,000	0		0	0	0			0
RESTRICTED GRANTS-IN-AID RECEIVED FROM FEDERAL GOVT. THRU THE STATE (4100-4999)										
TITLE V										
Title V - Flexibility and Accountability	4100									
Title V - SEA Projects	4105									
Title V - Rural Education Initiative (REI)	4107									
Title V - Other (Describe & Itemize)	4199									
Total Title V		0	0		0	0				
FOOD SERVICE										
Breakfast Start-Up Expansion	4200									
National School Lunch Program	4210									
Special Milk Program	4215									
School Breakfast Program	4220									
Summer Food Service Admin/Program	4225									
Child and Adult Care Food Program	4226									
Fresh Fruit and Vegetables	4240									
Food Service - Other (Describe & Itemize)	4299									
Total Food Service		0				0				
TITLE I										
Title I - Low Income	4300	1,444,234								
Title I - Low Income - Neglected, Private	4305									
Title I - Migrant Education	4340									
Title I - Other (Describe & Itemize)	4399									
Total Title I		1,444,234	0		0	0				
TITLE IV										
Title IV - Student Support & Academic Enrichment Grant	4400									
Title IV - 21st Century	4421									
Title IV - Other (Describe & Itemize)	4499									
Total Title IV		0	0		0	0				
FEDERAL - SPECIAL EDUCATION										
Federal Special Education - Preschool Flow-Through	4600									
Federal Special Education - Preschool Discretionary	4605									
Federal Special Education - IDEA Flow Through	4620	1,800,000								
Federal Special Education - IDEA Room & Board	4625	470,750								
Federal Special Education - IDEA Discretionary	4630									
Federal Special Education - IDEA - Other (Describe & Itemize)	4699									
Total Federal Special Education		2,270,750	0		0	0				
CTE - PERKINS										
CTE - Perkins-Title III E Tech Prep	4770	270,155								
CTE - Other (Describe & Itemize)	4799									

Description: Enter Whole Numbers Only	Acct #	(10) Educational	(20) Operations & Maintenance	(30) Debt Service	(40) Transportation	(50) Municipal Retirement/ Social Security	(60) Capital Projects	(70) Working Cash	(80) Tort	(90) Fire Prevention & Safety
Total CTE - Perkins		270,155	0			0				
Federal - Adult Education	4810	272,482								
ARRA - General State Aid - Education Stabilization	4850									
ARRA - Title I - Low Income	4851									
ARRA - Title I - Neglected, Private	4852									
ARRA - Title I - Delinquent, Private	4853									
ARRA - Title I - School Improvement (Part A)	4854									
ARRA - Title I - School Improvement (Section 1003g)	4855									
ARRA - IDEA - Part B - Preschool	4856									
ARRA - IDEA - Part B - Flow-Through	4857									
ARRA - Title IID - Technology - Formula	4860									
ARRA - Title IID - Technology - Competitive	4861									
ARRA - McKinney - Vento Homeless Education	4862									
ARRA - Child Nutrition Equipment Assistance	4863									
Impact Aid Formula Grants	4864									
Impact Aid Competitive Grants	4865									
Qualified Zone Academy Bond Tax Credits	4866									
Qualified School Construction Bond Credits	4867									
Build America Bond Tax Credits	4868									
Build America Bond Interest Reimbursement	4869									
ARRA - General State Aid - Other Government Services Stabilization	4870									
Other ARRA Funds - II	4871									
Other ARRA Funds - III	4872									
Other ARRA Funds - IV	4873									
Other ARRA Funds - V	4874									
ARRA - Early Childhood	4875									
Other ARRA Funds - VII	4876									
Other ARRA Funds - VIII	4877									
Other ARRA Funds - IX	4878									
Other ARRA Funds - X	4879									
Other ARRA Funds - Ed Job Fund Program	4880									
Total Stimulus Programs		0	0	0	0	0	0		0	0
Race to the Top Program	4901									
Race to the Top - Preschool Expansion Grant	4902									
Title III - Instruction for English Learners & Immigrant Students	4905									
Title III - English Language Acquisition	4909	75,000								
McKinney Education for Homeless Children	4920									
Title II - Eisenhower - Professional Development Formula	4930									
Title II - Teacher Quality	4932	192,850								
Federal Charter Schools	4960									
State Assessment Grants	4981									
Grant for State Assessments and Related Activities	4982									
Medicaid Matching Funds - Administrative Outreach	4991	150,000								
Medicaid Matching Funds - Fee-For-Service Program	4992	150,000								
Other Restricted Grants Received from Federal Government through State (Describe & Itemize)	4999	1,400,000								
Total Restricted Grants-In-Aid Received from Federal Govt. Thru the State		6,225,471	0	0	0	0	0		0	0
TOTAL RECEIPTS/REVENUES FROM FEDERAL SOURCES	4000	6,275,471	0	0	0	0	0	0	0	0
TOTAL DIRECT RECEIPTS/REVENUES (without Student Activity Funds 1799)		208,100,000	30,900,000	3,400,000	14,600,000	8,500,000	2,700,000	1,800,000	0	0
TOTAL DIRECT RECEIPTS/REVENUES (with Student Activity Funds 1799)		209,100,000								

Description: Enter Whole Numbers Only	Funct #	(100) Salaries	(200) Employee Benefits	(300) Purchased Services	(400) Supplies & Materials	(500) Capital Outlay	(600) Other Objects	(700) Non-Capitalized Equipment	(800) Termination Benefits	(900) Total
10 - EDUCATIONAL FUND (ED)										
INSTRUCTION (ED)	1000									
Regular Programs	1100	64,315,899	12,177,523	1,573,170	5,233,313	46,710	614,295	750,960		84,711,870
Tuition Payment to Charter Schools	1115									0
Pre-K Programs	1125									0
Special Education Programs (Functions 1200 - 1220)	1200	5,299,550	1,149,613	177,075	99,550		682,450	20,300		7,428,538
Special Education Programs Pre-K	1225	8,837,359	1,663,680	1,600	13,800		100			10,516,539
Remedial and Supplemental Programs K-12	1250	1,142,762	226,006	120,365	73,626					1,562,759
Remedial and Supplemental Programs Pre-K	1275									0
Adult/Continuing Education Programs	1300	2,457,356	155,176	525,625	105,940		29,407	2,000		3,275,504
CTE Programs	1400	8,549,773	1,558,882	266,307	574,355	250,000	230,572	205,050		11,634,939
Interscholastic Programs	1500	10,093,700	223,778	709,900	361,250		259,125	11,000		11,658,753
Summer School Programs	1600	735,032	5,455	11,700	37,200		20,250	68,530		878,167
Gifted Programs	1650	154,394	25,867	2,900	4,400					187,561
Driver's Education Programs	1700	815,684	161,786	5,600	16,800					999,870
Bilingual Programs	1800	5,156,175	1,192,417	13,700	80,094		400			6,442,786
Truant Alternative & Optional Programs	1900	509,515	55,975	2,000	3,000					570,490
Pre-K Programs - Private Tuition	1910									0
Regular K-12 Programs Private Tuition	1911									0
Special Education Programs K-12 Private Tuition	1912						3,312,189			3,312,189
Special Education Programs Pre-K Tuition	1913									0
Remedial/Supplemental Programs K-12 Private Tuition	1914									0
Remedial/Supplemental Programs Pre-K Private Tuition	1915									0
Adult/Continuing Education Programs Private Tuition	1916									0
CTE Programs Private Tuition	1917									0
Interscholastic Programs Private Tuition	1918									0
Summer School Programs Private Tuition	1919									0
Gifted Programs Private Tuition	1920									0
Bilingual Programs Private Tuition	1921									0
Truants Alternative/Opt Ed Programs Private Tuition	1922									0
Student Activity Fund Expenditures	1999						1,000,000			1,000,000
Total Instruction¹⁴ (Without Student Activity Funds 1999)	1000	108,067,199	18,596,158	3,409,942	6,603,328	296,710	5,148,788	1,057,840	0	143,179,965
Total Instruction¹⁴ (With Student Activity Funds 1999)	1000	108,067,199	18,596,158	3,409,942	6,603,328	296,710	6,148,788	1,057,840	0	144,179,965
SUPPORT SERVICES (ED)	2000									
Support Services - Pupil	2100									
Attendance & Social Work Services	2110	5,188,015	1,274,697	68,870	71,010		700			6,603,292
Guidance Services	2120	5,131,340	861,244	102,171	20,337		300			6,115,392
Health Services	2130	803,767	169,746	40,600	25,125			5,000		1,044,238
Psychological Services	2140	1,431,695	235,554		2,800					1,670,049
Speech Pathology & Audiology Services	2150	787,499	135,740		700					923,939
Other Support Services - Pupils (Describe & Itemize)	2190	1,608,115	486,650	1,479,787	13,300					3,587,852
Total Support Services - Pupil	2100	14,950,431	3,163,631	1,691,428	133,272	0	1,000	5,000	0	19,944,762
Support Services - Instructional Staff	2200									
Improvement of Instruction Services	2210	9,492,921	1,728,076	739,250	25,975	2,000	9,940	45,800		12,043,962
Educational Media Services	2220	1,277,434	304,423	61,750	332,529	25,000	700	24,640		2,026,476
Assessment & Testing	2230			18,050	0					18,050
Total Support Services - Instructional Staff	2200	10,770,355	2,032,499	819,050	358,504	27,000	10,640	70,440	0	14,088,488
Support Services - General Administration	2300									
Board of Education Services	2310			422,000	2,000		36,000			460,000
Executive Administration Services	2320	1,270,240	301,682	30,550	4,000		16,400	3,500		1,626,372
Special Area Administration Services	2330									0
Tort Immunity Services	2360 - 2370			2,515,000						2,515,000
Total Support Services - General Administration	2300	1,270,240	301,682	2,967,550	6,000	0	52,400	3,500	0	4,601,372
Support Services - School Administration	2400									
Office of the Principal Services	2410	7,407,778	1,766,050	124,350	153,705	5,000	25,925	18,300		9,501,108
Other Support Services - School Administration (Describe & Itemize)	2490									0
Total Support Services - School Administration	2400	7,407,778	1,766,050	124,350	153,705	5,000	25,925	18,300	0	9,501,108

Description: Enter Whole Numbers Only	Func #	(100) Salaries	(200) Employee Benefits	(300) Purchased Services	(400) Supplies & Materials	(500) Capital Outlay	(600) Other Objects	(700) Non-Capitalized Equipment	(800) Termination Benefits	(900) Total
Support Services - Business	2500									
Direction of Business Support Services	2510	317,751	76,091	7,000	500		900	1,200		403,442
Fiscal Services	2520	901,018	188,300	345,400	12,000		6,000	2,000		1,454,718
Operation & Maintenance of Plant Services	2540	185,000			100,000					285,000
Pupil Transportation Services	2550									0
Food Services	2560	1,625,910	183,326	37,300	1,780,500	60,000	6,600	35,000		3,728,636
Internal Services	2570	84,412	20,015	102,000	10,000					216,427
Total Support Services - Business	2500	3,114,091	467,732	491,700	1,903,000	60,000	13,500	38,200	0	6,088,223
Support Services - Central	2600									
Direction of Central Support Services	2610									0
Planning, Research, Development & Evaluation Services	2620	1,528,073	308,357	156,895	64,468		900	14,250		2,072,943
Information Services	2630	783,773	93,124	137,300	10,000		30,835	6,650		1,061,682
Staff Services	2640	989,405	2,448,055	129,100	6,900			5,000		3,578,460
Data Processing Services	2660	308,296	92,421	381,500	563,000	9,500		336,450		1,691,167
Total Support Services - Central	2600	3,609,547	2,941,957	804,795	644,368	9,500	31,735	362,350	0	8,404,252
Other Support Services (Describe & Itemize)	2900									0
Total Support Services	2000	41,122,442	10,673,551	6,898,873	3,198,849	101,500	135,200	497,790	0	62,628,205
COMMUNITY SERVICES (ED)	3000	110,129	30,802	37,437	16,888					195,256
PAYMENTS TO OTHER DIST & GOVT UNITS (ED)	4000									
Payments to Other Dist & Govt Units (In-State)	4100									
Payments for Regular Programs	4110			503,550						503,550
Payments for Special Education Programs	4120			1,000,000						1,000,000
Payments for Adult/Continuing Education Programs	4130									0
Payments for CTE Programs	4140									0
Payments for Community College Programs	4170									0
Other Payments to In-State Govt Units (Describe & Itemize)	4190									0
Total Payments to Other Dist & Govt Units (In-State)	4100			1,503,550			0			1,503,550
Payments for Regular Programs - Tuition	4210									0
Payments for Special Education Programs - Tuition	4220						2,393,024			2,393,024
Payments for Adult/Continuing Education Programs - Tuition	4230									0
Payments for CTE Programs - Tuition	4240									0
Payments for Community College Programs - Tuition	4270									0
Payments for Other Programs - Tuition	4280									0
Other Payments to In-State Govt Units (Describe & Itemize)	4290									0
Total Payments to Other Dist & Govt Units - Tuition (In State)	4200						2,393,024			2,393,024
Payments for Regular Programs - Transfers	4310									0
Payments for Special Education Programs - Transfers	4320									0
Payments for Adult/Continuing Ed Programs - Transfers	4330									0
Payments for CTE Programs - Transfers	4340									0
Payments for Community College Program - Transfers	4370									0
Payments for Other Programs - Transfers	4380									0
Other Payments to In-State Govt Units - Transfers (Describe & Itemize)	4390									0
Total Payments to Other Dist & Govt Units-Transfers (In State)	4300			0			0			0
Payments to Other Dist & Govt Units (Out of State)	4400									0
Total Payments to Other Dist & Govt Units	4000			1,503,550			2,393,024			3,896,574
DEBT SERVICE (ED)	5000									
Debt Service - Interest on Short-Term Debt	5100									
Tax Anticipation Warrants	5110									0
Tax Anticipation Notes	5120									0
Corporate Personal Property Repl Tax Anticipated Notes	5130									0
State Aid Anticipation Certificates	5140									0
Other Interest on Short-Term Debt (Describe & Itemize)	5150									0
Total Debt Service - Interest on Short-Term Debt	5100						0			0
Debt Service - Interest on Long-Term Debt	5200									0
Total Debt Service	5000						0			0
PROVISION FOR CONTINGENCIES (ED)	6000									0
Total Direct Disbursements/Expenditures (without Student Activity Funds (1999))		149,299,770	29,300,511	11,849,802	9,819,065	398,210	7,677,012	1,555,630	0	209,900,000

Description: Enter Whole Numbers Only	Func #	(100) Salaries	(200) Employee Benefits	(300) Purchased Services	(400) Supplies & Materials	(500) Capital Outlay	(600) Other Objects	(700) Non-Capitalized Equipment	(800) Termination Benefits	(900) Total
Total Direct Disbursements/Expenditures (with Student Activity Funds 1999)		149,299,770	29,300,511	11,849,802	9,819,065	398,210	8,677,012	1,555,630	0	210,900,000
Excess (Deficiency) of Receipts/Revenues Over Disbursements/Expenditures (Without Student Activity Funds 1999)										(1,800,000)
Excess (Deficiency) of Receipts/Revenues Over Disbursements/Expenditures (With Student Activity Funds 1999)										(1,800,000)

20 - OPERATIONS AND MAINTENANCE FUND (O&M)

SUPPORT SERVICES (O&M)	2000									
Support Services - Pupil	2100									
Other Support Services - Pupils <i>(Describe & Itemize)</i>	2190									0
Support Services - Business	2500									
Direction of Business Support Services	2510									0
Facilities Acquisition & Construction Services	2530									0
Operation & Maintenance of Plant Services	2540	10,889,388	2,748,212	3,081,250	5,556,150	2,628,500	57,500	345,000		25,306,000
Pupil Transportation Services	2550									0
Food Services	2560									0
Total Support Services - Business	2500	10,889,388	2,748,212	3,081,250	5,556,150	2,628,500	57,500	345,000	0	25,306,000
Other Support Services (Describe & Itemize)	2900									0
Total Support Services	2000	10,889,388	2,748,212	3,081,250	5,556,150	2,628,500	57,500	345,000	0	25,306,000
COMMUNITY SERVICES (O&M)	3000	81,500		5,000	7,500					94,000
PAYMENTS TO OTHER DIST & GOVT UNITS (O&M)	4000									
Payments to Other Dist & Govt Units (In-State)	4100									
Payments for Regular Programs	4110									0
Payments for Special Education Programs	4120									0
Payments for CTE Program	4140									0
Other Payments to In-State Govt Units <i>(Describe & Itemize)</i>	4190									0
Total Payments to Other Dist & Govt Units (In-State)	4100			0			0			0
Payments to Other Dist & Govt Units (Out of State) ¹⁴	4400									0
Total Payments to Other Dist & Govt Unit	4000			0			0			0
DEBT SERVICE (O&M)	5000									
Debt Service - Interest on Short-Term Debt	5100									
Tax Anticipation Warrants	5110									0
Tax Anticipation Notes	5120									0
Corporate Personal Prop Repl Tax Anticipated Notes	5130									0
State Aid Anticipation Certificates	5140									0
Other Interest on Short-Term Debt <i>(Describe & Itemize)</i>	5150									0
Total Debt Service - Interest on Short-Term Debt	5100						0			0
Debt Service - Interest on Long-Term Debt	5200									0
Total Debt Service	5000						0			0
PROVISION FOR CONTINGENCIES (O&M)	6000									0
Total Direct Disbursements/Expenditures		10,970,888	2,748,212	3,086,250	5,563,650	2,628,500	57,500	345,000	0	25,400,000
Excess (Deficiency) of Receipts/Revenues Over Disbursements/Expenditures										5,500,000

30 - DEBT SERVICE FUND (DS)

PAYMENTS TO OTHER DIST & GOVT UNITS (DS)	4000									
Payments to Other Dist & Govt Units (In-State)	4100									
Payments for Regular Programs	4110									0
Payments for Special Education Programs	4120									0
Other Payments to In-State Govt Units <i>(Describe & Itemize)</i>	4190									0
Total Payments to Other Dist & Govt Units (In-State)	4000						0			0
DEBT SERVICE (DS)	5000									
Debt Service - Interest on Short-Term Debt	5100									
Tax Anticipation Warrants	5110									0
Tax Anticipation Notes	5120									0
Corporate Personal Prop Repl Tax Anticipation Notes	5130									0
State Aid Anticipation Certificates	5140									0

Description: Enter Whole Numbers Only	Func #	(100) Salaries	(200) Employee Benefits	(300) Purchased Services	(400) Supplies & Materials	(500) Capital Outlay	(600) Other Objects	(700) Non-Capitalized Equipment	(800) Termination Benefits	(900) Total
Other Interest on Short-Term Debt <i>(Describe & Itemize)</i>	5150									0
Total Debt Service - Interest On Short-Term Debt	5100						0			0
Debt Service - Interest on Long-Term Debt	5200						1,030,000			1,030,000
Debt Service - Payments of Principal on Long-Term Debt ¹⁵ (Lease/Purchase Principal Retired)	5300						2,355,000			2,355,000
Debt Service Other (Describe & Itemize)	5400						15,000			15,000
Total Debt Service	5000			0			3,400,000			3,400,000
PROVISION FOR CONTINGENCIES (DS)	6000									0
Total Direct Disbursements/Expenditures				0			3,400,000			3,400,000
Excess (Deficiency) of Receipts/Revenues Over Disbursements/Expenditures										0

40 - TRANSPORTATION FUND (TR)										
SUPPORT SERVICES (TR)	2000									
Support Services - Pupils	2100									
Other Support Services - Pupils <i>(Describe & Itemize)</i>	2190									0
Support Services - Business										
Pupil Transportation Services	2550	142,188	48,979	13,952,533	556,000	300,000	300			15,000,000
Other Support Services <i>(Describe & Itemize)</i>	2900									0
Total Support Services	2000	142,188	48,979	13,952,533	556,000	300,000	300	0	0	15,000,000
COMMUNITY SERVICES (TR)	3000									0
PAYMENTS TO OTHER DIST & GOVT UNITS (TR)	4000									
Payments to Other Dist & Govt Units (In-State)	4100									
Payments for Regular Program	4110									0
Payments for Special Education Programs	4120									0
Payments for Adult/Continuing Education Programs	4130									0
Payments for CTE Programs	4140									0
Payments for Community College Programs	4170									0
Other Payments to In-State Govt Units <i>(Describe & Itemize)</i>	4190									0
Total Payments to Other Dist & Govt Units (In-State)	4100			0			0			0
Payments to Other Dist & Govt Units (Out-of-State) (Describe & Itemize)	4400									0
Total Payments to Other Dist & Govt Units	4000			0			0			0
DEBT SERVICE (TR)	5000									
Debt Service - Interest on Short-Term Debt	5100									
Tax Anticipation Warrants	5110									0
Tax Anticipation Notes	5120									0
Corporate Personal Prop Repl Tax Anticipation Notes	5130									0
State Aid Anticipation Certificates	5140									0
Other Interest on Short-Term Debt <i>(Describe and Itemize)</i>	5150									0
Total Debt Service - Interest On Short-Term Debt	5100						0			0
Debt Service - Interest on Long-Term Debt	5200									0
Debt Service - Payments of Principal on Long-Term Debt ¹⁵ (Lease/Purchase Principal Retired)	5300									0
Debt Service - Other (Describe and Itemize)	5400									0
Total Debt Service	5000						0			0
PROVISION FOR CONTINGENCIES (TR)	6000									0
Total Direct Disbursements/Expenditures		142,188	48,979	13,952,533	556,000	300,000	300	0	0	15,000,000
Excess (Deficiency) of Receipts/Revenues Over Disbursements/Expenditures										(400,000)

50 - MUNICIPAL RETIREMENT/SOC SEC FUND (MR/SS)										
INSTRUCTION (MR/SS)	1000									
Regular Program	1100		1,658,196							1,658,196
Pre-K Programs	1125									0
Special Education Programs (Functions 1200-1220)	1200		378,457							378,457
Special Education Programs Pre-K	1225		270,205							270,205
Remedial and Supplemental Programs K-12	1250		87,347							87,347

Description: Enter Whole Numbers Only	Func#	(100) Salaries	(200) Employee Benefits	(300) Purchased Services	(400) Supplies & Materials	(500) Capital Outlay	(600) Other Objects	(700) Non-Capitalized Equipment	(800) Termination Benefits	(900) Total
Remedial and Supplemental Programs Pre-K	1275									0
Adult/Continuing Education Programs	1300		311,518							311,518
CTE Programs	1400		238,843							238,843
Interscholastic Programs	1500		427,995							427,995
Summer School Programs	1600		50,059							50,059
Gifted Programs	1650		1,833							1,833
Driver's Education Programs	1700		9,794							9,794
Bilingual Programs	1800		209,701							209,701
Truant Alternative & Optional Programs	1900		10,626							10,626
Total Instruction	1000		3,654,574							3,654,574
SUPPORT SERVICES (MR/SS)	2000									
Support Services - Pupil	2100									
Attendance & Social Work Services	2110		454,316							454,316
Guidance Services	2120		77,965							77,965
Health Services	2130		61,671							61,671
Psychological Services	2140		20,215							20,215
Speech Pathology & Audiology Services	2150		11,159							11,159
Other Support Services - Pupils (Describe & Itemize)	2190		309,215							309,215
Total Support Services - Pupil	2100		934,541							934,541
Support Services - Instructional Staff	2200									
Improvement of Instruction Services	2210		376,609							376,609
Educational Media Services	2220		110,522							110,522
Assessment & Testing	2230		0							0
Total Support Services - Instructional Staff	2200		487,131							487,131
Support Services - General Administration	2300									
Board of Education Services	2310		0							0
Executive Administration Services	2320		145,028							145,028
Special Area Administrative Services	2330		0							0
Claims Paid from Self Insurance Fund	2361		0							0
Workers' Compensation or Workers' Occupation Disease Acts Payments	2362		0							0
Unemployment Insurance Payments	2363		0							0
Insurance Payments (regular or self-insurance)	2364		0							0
Risk Management and Claims Services Payments	2365		0							0
Judgment and Settlements	2366		0							0
Educatl, Inspectl, Supervisory Serv. Related to Loss Prevention or Reduction	2367		0							0
Reciprocal Insurance Payments	2368		0							0
Legal Service	2369		0							0
Total Support Services - General Administration	2300		145,028							145,028
Support Services - School Administration	2400									
Office of the Principal Services	2410		363,660							363,660
Other Support Services - School Administration (Describe & Itemize)	2490		0							0
Total Support Services - School Administration	2400		363,660							363,660
Support Services - Business	2500									
Direction of Business Support Services	2510		24,353							24,353
Fiscal Services	2520		129,492							129,492
Facilities Acquisition & Construction Services	2530		0							0
Operation & Maintenance of Plant Service	2540		1,989,732							1,989,732
Pupil Transportation Services	2550		26,489							26,489
Food Services	2560		201,197							201,197
Internal Services	2570		16,385							16,385
Total Support Services - Business	2500		2,387,648							2,387,648
Support Services - Central	2600									
Direction of Central Support Services	2610		0							0
Planning, Research, Development & Evaluation Services	2620		246,824							246,824
Information Services	2630		97,719							97,719
Staff Services	2640		48,619							48,619
Data Processing Services	2660		32,307							32,307
Total Support Services - Central	2600		425,469							425,469
Other Support Services (Describe & Itemize)	2900									0

Description: Enter Whole Numbers Only	Func #	(100) Salaries	(200) Employee Benefits	(300) Purchased Services	(400) Supplies & Materials	(500) Capital Outlay	(600) Other Objects	(700) Non-Capitalized Equipment	(800) Termination Benefits	(900) Total
Total Support Services	2000		4,743,477							4,743,477
COMMUNITY SERVICES (MR/SS)	3000		26,949							26,949
PAYMENTS TO OTHER DIST & GOVT UNITS (MR/SS)	4000									
Payments for Regular Programs	4110									0
Payments for Special Education Programs	4120									0
Payments for CTE Programs	4140									0
Total Payments to Other Dist & Govt Units	4000		0							0
DEBT SERVICE (MR/SS)	5000									
Debt Service - Interest on Short-Term Debt	5100									
Tax Anticipation Warrants	5110									0
Tax Anticipation Notes	5120									0
Corporate Personal Prop Repl Tax Anticipation Notes	5130									0
State Aid Anticipation Certificates	5140									0
Other (Describe & Itemize)	5150									0
Total Debt Service	5000						0			0
PROVISION FOR CONTINGENCIES (MR/SS)	6000									0
Total Direct Disbursements/Expenditures			8,425,000				0			8,425,000
Excess (Deficiency) of Receipts/Revenues Over Disbursements/Expenditures										75,000
60 - CAPITAL PROJECTS (CP)										
SUPPORT SERVICES (CP)	2000									
Support Services - Business										
Facilities Acquisition & Construction Services	2530					20,000,000				20,000,000
Other Support Services (Describe & Itemize)	2900									0
Total Support Services	2000	0	0	0	0	20,000,000	0	0		20,000,000
PAYMENTS TO OTHER DIST & GOVT UNITS (CP)	4000									
Payments to Other Dist & Govt Units (In-State)	4100									
Payments to Regular Programs	4110									0
Payment for Special Education Programs	4120									0
Payment for CTE Programs	4140									0
Payments to Other Govt Units (In-State) (Describe & Itemize)	4190									0
Total Payments to Other Districts & Govt Units	4000			0			0			0
PROVISION FOR CONTINGENCIES (CP)	6000									0
Total Direct Disbursements/Expenditures		0	0	0	0	20,000,000	0	0		20,000,000
Excess (Deficiency) of Receipts/Revenues Over Disbursements/Expenditures										(17,300,000)
70 WORKING CASH FUND (WC)										
80 - TORT FUND (TF)										
INSTRUCTION (TF)	1000									
Regular Programs	1100									0
Tuition Payment to Charter Schools	1115									0
Pre-K Programs	1125									0
Special Education Programs (Functions 1200 - 1220)	1200									0
Special Education Programs Pre-K	1225									0
Remedial and Supplemental Programs K-12	1250									0
Remedial and Supplemental Programs Pre-K	1275									0
Adult/Continuing Education Programs	1300									0
CTE Programs	1400									0
Interscholastic Programs	1500									0
Summer School Programs	1600									0
Gifted Programs	1650									0
Driver's Education Programs	1700									0
Bilingual Programs	1800									0
Truant Alternative & Optional Programs	1900									0
Pre-K Programs - Private Tuition	1910									0
Regular K-12 Programs Private Tuition	1911									0

Description: Enter Whole Numbers Only	Funct #	(100) Salaries	(200) Employee Benefits	(300) Purchased Services	(400) Supplies & Materials	(500) Capital Outlay	(600) Other Objects	(700) Non-Capitalized Equipment	(800) Termination Benefits	(900) Total
Special Education Programs K-12 Private Tuition	1912									0
Special Education Programs Pre-K Tuition	1913									0
Remedial/Supplemental Programs K-12 Private Tuition	1914									0
Remedial/Supplemental Programs Pre-K Private Tuition	1915									0
Adult/Continuing Education Programs Private Tuition	1916									0
CTE Programs Private Tuition	1917									0
Interscholastic Programs Private Tuition	1918									0
Summer School Programs Private Tuition	1919									0
Gifted Programs Private Tuition	1920									0
Bilingual Programs Private Tuition	1921									0
Truants Alternative/Opt Ed Programs Private Tuition	1922									0
Total Instruction¹⁴	1000	0	0	0	0	0	0	0	0	0
SUPPORT SERVICES (TF)	2000									
Support Services - Pupil	2100									
Attendance & Social Work Services	2110									0
Guidance Services	2120									0
Health Services	2130									0
Psychological Services	2140									0
Speech Pathology & Audiology Services	2150									0
Other Support Services - Pupils (Describe & Itemize)	2190									0
Total Support Services - Pupil	2100	0	0	0	0	0	0	0	0	0
Support Services - Instructional Staff	2200									
Improvement of Instruction Services	2210									0
Educational Media Services	2220									0
Assessment & Testing	2230									0
Total Support Services - Instructional Staff	2200	0	0	0	0	0	0	0	0	0
Support Services - General Administration	2300									
Board of Education Services	2310									0
Executive Administration Services	2320									0
Special Area Administration Services	2330									0
Claims Paid from Self Insurance Fund	2361									0
Risk Management and Claims Services Payments	2365									0
Total Support Services - General Administration	2300	0	0	0	0	0	0	0	0	0
Support Services - School Administration	2400									
Office of the Principal Services	2410									0
Other Support Services - School Administration (Describe & Itemize)	2490									0
Total Support Services - School Administration	2400	0	0	0	0	0	0	0	0	0
Support Services - Business	2500									
Direction of Business Support Services	2510									0
Fiscal Services	2520									0
Operation & Maintenance of Plant Services	2540									0
Pupil Transportation Services	2550									0
Food Services	2560									0
Internal Services	2570									0
Total Support Services - Business	2500	0	0	0	0	0	0	0	0	0
Support Services - Central	2600									
Direction of Central Support Services	2610									0
Planning, Research, Development & Evaluation Services	2620									0
Information Services	2630									0
Staff Services	2640									0
Data Processing Services	2660									0
Total Support Services - Central	2600	0	0	0	0	0	0	0	0	0
Other Support Services (Describe & Itemize)	2900									0
Total Support Services	2000	0	0	0	0	0	0	0	0	0
COMMUNITY SERVICES (TF)	3000									0
PAYMENTS TO OTHER DIST & GOVT UNITS (TF)	4000									
Payments to Other Dist & Govt Units (In-State)	4100									

Description: Enter Whole Numbers Only	Func #	(100) Salaries	(200) Employee Benefits	(300) Purchased Services	(400) Supplies & Materials	(500) Capital Outlay	(600) Other Objects	(700) Non-Capitalized Equipment	(800) Termination Benefits	(900) Total
Payments for Regular Programs	4110									0
Payments for Special Education Programs	4120									0
Payments for Adult/Continuing Education Programs	4130									0
Payments for CTE Programs	4140									0
Payments for Community College Programs	4170									0
Other Payments to In-State Govt Units (Describe & Itemize)	4190									0
Total Payments to Other Dist & Govt Units (In-State)	4100			0			0			0
Payments for Regular Programs - Tuition	4210									0
Payments for Special Education Programs - Tuition	4220									0
Payments for Adult/Continuing Education Programs - Tuition	4230									0
Payments for CTE Programs - Tuition	4240									0
Payments for Community College Programs - Tuition	4270									0
Payments for Other Programs - Tuition	4280									0
Other Payments to In-State Govt Units (Describe & Itemize)	4290									0
Total Payments to Other Dist & Govt Units - Tuition (In State)	4200						0			0
Payments for Regular Programs - Transfers	4310									0
Payments for Special Education Programs - Transfers	4320									0
Payments for Adult/Continuing Ed Programs - Transfers	4330									0
Payments for CTE Programs - Transfers	4340									0
Payments for Community College Program - Transfers	4370									0
Payments for Other Programs - Transfers	4380									0
Other Payments to In-State Govt Units - Transfers (Describe & Itemize)	4390									0
Total Payments to Other Dist & Govt Units-Transfers (In State)	4300			0			0			0
Payments to Other Dist & Govt Units (Out of State)	4400									0
Total Payments to Other Dist & Govt Units	4000			0			0			0
DEBT SERVICE (TF)	5000									
Debt Service - Interest on Short-Term Debt										
Tax Anticipation Warrants	5110									0
Corporate Personal Property Replacement Tax Anticipation Notes	5130									0
Other Interest or Short-Term Debt (Describe & Itemize)	5150									0
Total Debt Service	5000						0			0
PROVISION FOR CONTINGENCIES (TF)	6000									0
Total Direct Disbursements/Expenditures		0	0	0	0	0	0	0	0	0
Excess (Deficiency) of Receipts/Revenues Over Disbursements/Expenditures										0
90 - FIRE PREVENTION & SAFETY FUND (FP&S)										
SUPPORT SERVICES (FP&S)	2000									
Support Services - Business	2500									
Facilities Acquisition & Construction Services	2530									0
Operation & Maintenance of Plant Service	2540									0
Total Support Services - Business	2500	0	0	0	0	0	0	0		0
Other Support Services (Describe & Itemize)	2900									0
Total Support Services	2000	0	0	0	0	0	0	0		0
PAYMENTS TO OTHER DISTRICTS & GOVT UNITS (FP&S)	4000									
Payments to Regular Programs	4110									0
Payments to Special Education Programs	4120									0
Other Payments to In-State Govt Units (Describe & Itemize)	4190									0
Total Payments to Other Districts & Govt Units (FPS)	4000						0			0
DEBT SERVICE (FP&S)	5000									
Debt Service - Interest on Short-Term Debt	5100									
Tax Anticipation Warrants	5110									0
Other Interest on Short-Term Debt (Describe & Itemize)	5150									0
Total Debt Service - Interest on Short-Term Debt	5100						0			0
Debt Service - Interest on Long-Term Debt	5200									0
Debt Service - Payments of Principal on Long-Term Debt ¹⁵ (Lease/Purchase Principal Retired)	5300									0
Total Debt Service	5000						0			0
PROVISIONS FOR CONTINGENCIES (FP&S)	6000									0
Total Direct Disbursements/Expenditures		0	0	0	0	0	0	0		0

Description: Enter Whole Numbers Only	Funct #	(100) Salaries	(200) Employee Benefits	(300) Purchased Services	(400) Supplies & Materials	(500) Capital Outlay	(600) Other Objects	(700) Non-Capitalized Equipment	(800) Termination Benefits	(900) Total
Excess (Deficiency) of Receipts/Revenues Over Disbursements/Expenditures										0

Revenue

1. Line 72 - Vending sales
2. Line 74 - Food sales catering
3. Line 93 - Fines
4. Line 108 - CET Travel Revenue, Print Serv Rev
5. Line 109 - Staff services revenue, Grants, Innovation Lab, Staff Revenue
6. Line 152 - Adult Ed revenue
7. Line 170 - Citizenship Grant
8. Line 182 - NJROTC
9. Line 267 - CARES Grant, Workforce Grant, Fee for Service Revenue

Expense

1. Line 43 - Student Security
2. Line 241 - Student Security
- 3.
- 4.

DEFICIT BUDGET SUMMARY INFORMATION - Operating Funds Only (School Districts Only)

Description	EDUCATIONAL FUND (10)	OPERATIONS & MAINTENANCE FUND (20)	TRANSPORTATION FUND (40)	WORKING CASH FUND (70)	TOTAL
Direct Revenues	208,100,000	30,900,000	14,600,000	1,800,000	255,400,000
Direct Expenditures	209,900,000	25,400,000	15,000,000		250,300,000
Difference	(1,800,000)	5,500,000	(400,000)	1,800,000	5,100,000
Estimated Fund Balance - June 30, 2021	83,513,942	26,342,142	16,682,202	20,006,026	146,544,312

Balanced budget, no deficit reduction plan is required.

A deficit reduction plan is required if the local board of education adopts (or amends) the 2020-21 school district budget in which the "operating funds" listed above result in direct revenues (line 9) being less than direct expenditures (line 19) by an amount equal to or greater than one-third (1/3) of the ending fund balance (line 81).

Note: The balance is determined using only the four funds listed above. That is, if the estimated ending fund balance is less than three times the deficit spending, the district must adopt and file with ISBE a deficit reduction plan to balance the shortfall within three years.

The School Code, Section 17-1 (105 ILCS 5/17-1) - If the 2019-2020 Annual Financial Report (AFR) reflects a deficit as defined above (page 36), then the school district shall adopt and submit a deficit reduction plan (found here on page 20-24) to ISBE within 30 days after acceptance of the AFR.

The deficit reduction plan, if required, is developed using ISBE guidelines and format.